


Jorgensen Conveyors - Available Belt Options


1.5" Pitch Hinged Belt



2.5" Pitch Hinged Belt




4" Pitch Hinged Belt




6" Pitch Hinged Belt




9" Pitch Hinged Belt



Chain Belt




Combo Belt




Drag Flight Belt



Flat Top Hinged Steel Belt




Magnetiic Belt




Pintle Chain Belt




Slat Belt



Mult Ply Belt



Wire Mesh Belt



Z Pan Belt

