


Jorgensen Conveyors - Available Belt Options


1.5" Pitch Hinged Belt



2.5" Pitch Hinged Belt




4" Pitch Hinged Belt




6" Pitch Hinged Belt




9" Pitch Hinged Belt




Chain Belt




Combo Belt




Drag Flight Belt



Flat Top Hinged Steel Belt




Magnetic Belt




Pintle Chain Belt




Slat Belt



Mult Ply Belt



Wire Mesh Belt



Z Pan Belt

